

- 1.Contents may be periodically updated or revised due to product development. The information in this guide is subject to change without notice. In no case shall this guide substitute for the user manual or related notes on the device.
- 2.Make sure to read over, fully understand and strictly follow the detailed instructions of the user manual and other related regulations before installing the equipment. The user manual can be downloaded by visiting the website at <http://support.sungrowpower.com/>; or it can be obtained by scanning the QR code on the side of the equipment or the back cover of this guide.
- 3.All operations can be performed only by qualified personnel, that must be trained for installation and commissioning of electrical system, as well as dealing with hazards, have knowledge of the manual and of the local regulations and directives.
- 4.Before installation, check that the package contents are intact and complete compared to the packing list. Contact SUNGROW or the distributor in case of any damaged or missing components.
- 5.The cable used must be intact and well insulated. Operation personnel must wear proper personal protective equipment (PPE) all the time.
- 6.Any violation could result in personal death or injury or device damage, and will void the warranty.

Safety

The battery has been designed and tested strictly according to international safety regulations. Read all safety instructions carefully prior to any work and observe them at all times when working on or with the battery. Incorrect operation or work may cause:

- injury or death to the operator or a third party.
- damage to the battery or other properties.

EU Declaration of Conformity

within the scope of the EU directives



Low Voltage Directive 2014/35/EU(LVD)

Restriction of the use of certain hazardous substances 2011/65/EU and 2015/863/EU (RoHS)

The manufacturer Sungrow Power Supply Co., Ltd, China hereby confirms that the product Photovoltaic Y-type connector (CT75A-2F-2Z1K, CT75A-2F-1Z2K) complies with the essential requirements and other relevant provisions of Directives 2014/35/EU, 2011/65/EU and 2015/863/EU. The full EU Declaration of Conformity can be found at <https://support.sungrowpower.com/PdfDetail?id=1848653253984059393>.

Manufacturer :

Sungrow Power Supply Co., Ltd.

No 1699. Xiyou Road,Hefei 230088.P.R.China

For EU only

EU/EEA Importer: Sungrow Deutschland GmbH

Balanstraße 59, 81541 München, Germany

DANGER

Risk of explosion

- Do not subject the battery to any strong force.
- Do not mechanically damage the battery (pierce, deform, strip down, etc.)
- Do not heat the battery or dispose of the battery in a fire.
- Do not install the battery in potentially explosive environments.
- Do not soak the battery in water or expose it to moisture or liquids.

DANGER

Risk of fire

- Do not expose the battery to temperatures in excess of 60°C.
- Do not place the battery near a heat source, such as direct sunlight, a fireplace, a thermally uninsulated wall exposed to sunlight, hot water, or a heater.
- Keep sources of ignition such as sparks, flames, and smoking materials away from the battery.

DANGER

Risk of electric shock

- Do not disassemble the battery.
- Do not handle a wet battery or use wet tools.
- Do not soak the battery in water or expose it to moisture or liquids.
- Keep the battery away from children and animals.
- Wear suitable clothing, guards and gloves to prevent you from direct contact with the DC voltage.
- Use insulated tools during working with battery.
- Set aside metal jewelry before working on the DC circuit.

NOTICE

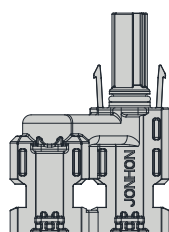
Comply with local standards for use with the battery.

Battery Parallel Connection Using Y Connectors(EU)

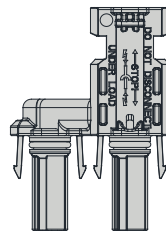
1. Application of Y connectors

Y connectors can be used to connect two SBH or SBR batteries in parallel.

2. Y Connector



Y Connector (+)



Y Connector (-)

Y connectors are compatible with SBH100-400 and SBR096-256 batteries and SH5-25T inverters.

3. Diagram of Wiring Using Y Connectors

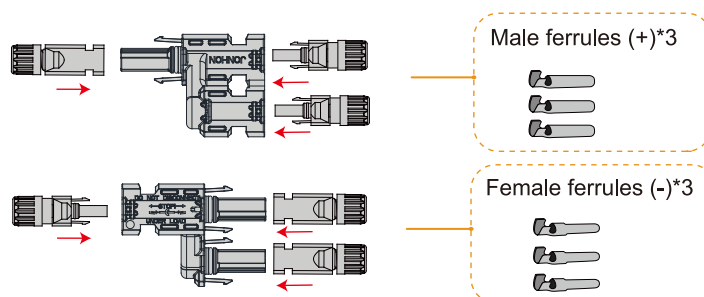
The two batteries connected in parallel must have the same number of PACKs.

To ensure the normal operation of the system, update the inverter's firmware to a proper version, as listed below.

The sizes of male and female ferrules used for the battery's power cable are as follows.

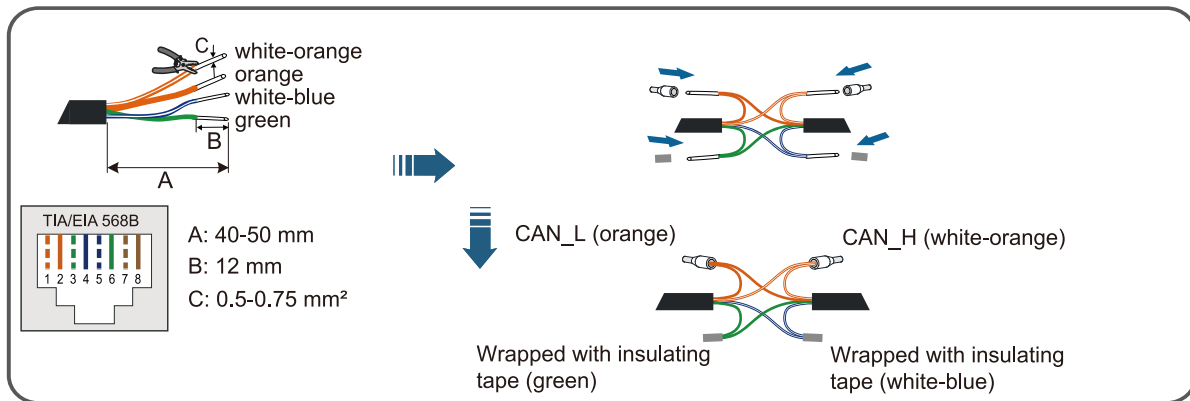
Battery	SBH	SBR
Ferrule size (mm ²)	10	6

The components below are included in the delivery of Y connector kit.

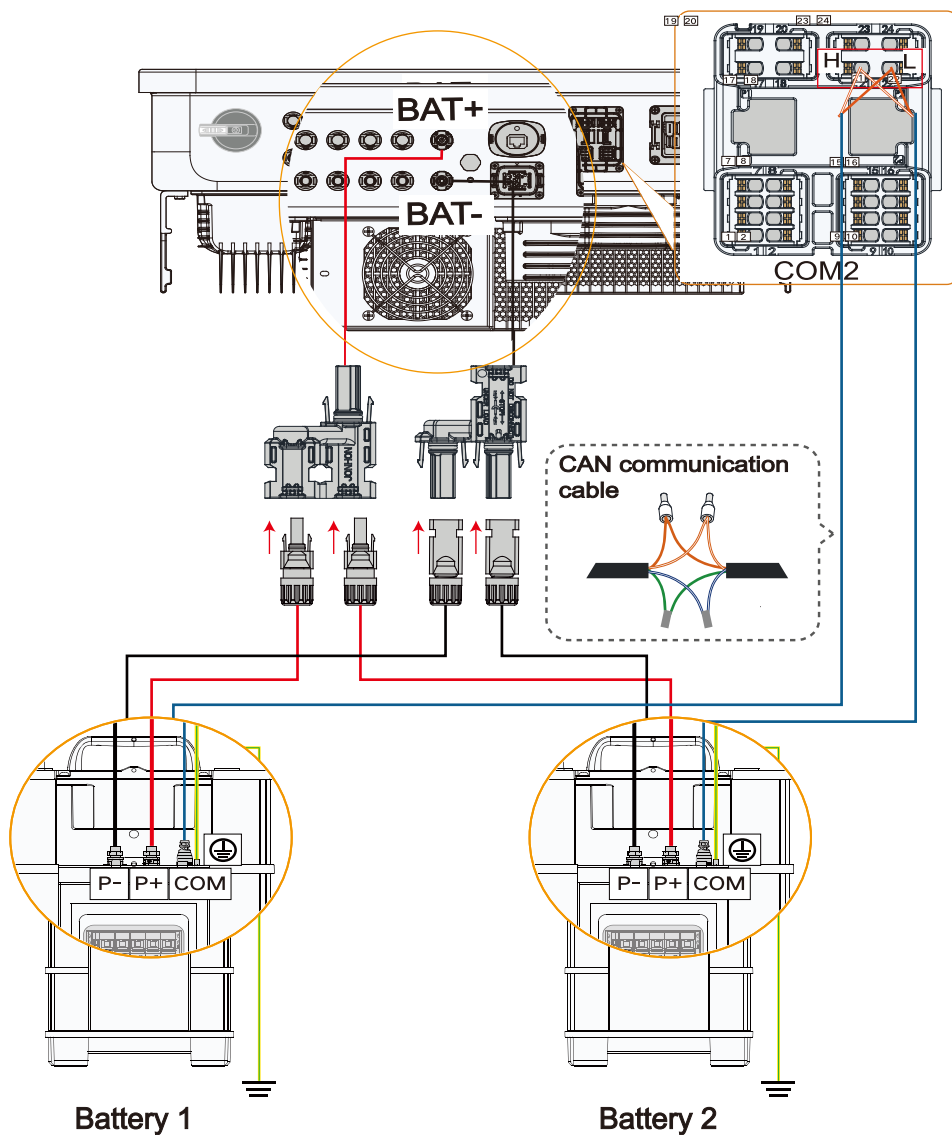


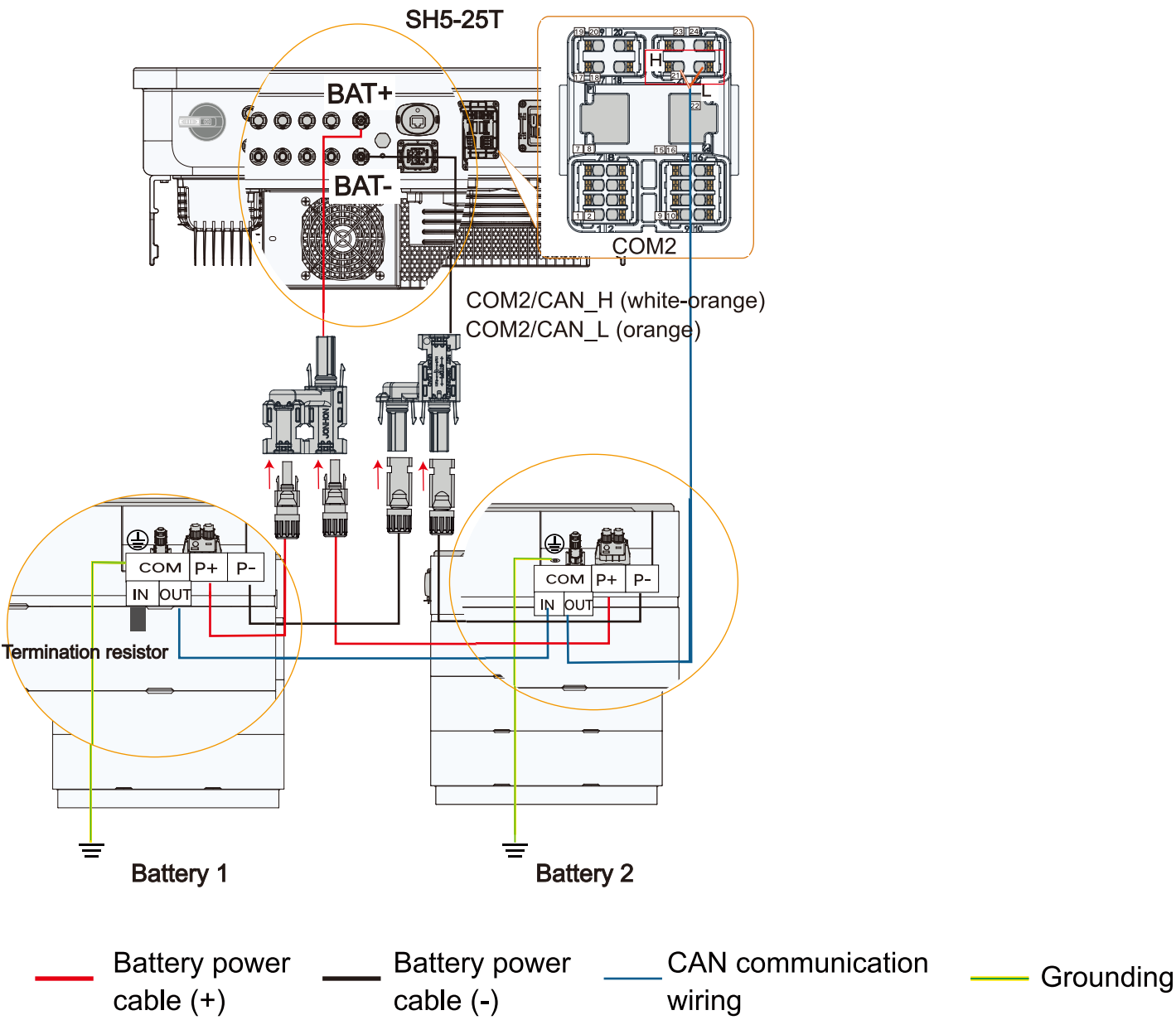
Used with SBR Batteries

Communication cable



SH5-25T





More information in the QR code or at <http://support.sungrowpower.com/>